

bear

Estate Agents



Modern two-bedroom third floor flat offering open plan living, an ensuite to the master bedroom, allocated parking, and a highly convenient location close to transport links and local amenities.

- Two Bedroom Third Floor Flat
- Open Plan Kitchen/Living Room
- Second Double Bedroom
- Ample Storage
- Communal Gardens
- Long Lease
- Large Double Bedroom with an Ensuite
- Modern Three Piece Bathroom
- One Allocated Off-Street Parking Space
- Double Glazing and Electric Heating

Station Avenue

Southend-on-Sea

£190,000

Offers Over



Station Avenue



This well-presented third floor flat offers contemporary living throughout, ideal for first-time buyers, commuters, or investors. The property comprises an entrance hall leading into a bright open plan living room, complete with a Juliet balcony allowing for plenty of natural light. There is a large 'loft style' storage cupboard above the kitchen, this is the only flat in the building which benefits from this. There are two bedrooms, including a large double with an ensuite shower room, alongside a smaller double bedroom. A modern three-piece bathroom and additional storage space add to the practicality of the home. Further benefits include one allocated off-street parking space, access to communal gardens, smart lighting, double glazing and electric heating.

Situated in Priory Mews on Station Avenue in Southend-on-Sea, the property is just minutes from Prittlewell Train Station, offering excellent transport links alongside nearby bus routes and easy access to the A127. The home falls within catchment of good local schools and is conveniently located close to Priory Park, Southend Hospital, London Southend Airport, and the city centre, providing a wide range of amenities and leisure opportunities.

Two Bedroom Third Floor Flat

Entrance Hall
10'0 x 3'7

Kitchen/Living Room
21'0 x 11'6

Bedroom One
16'2 x 13'7

Ensuite

Bedroom Two
10'10 x 8'4

Bathroom
7'8 x 5'7


Storage

One Allocated Off-Street Parking Space


Communal Garden



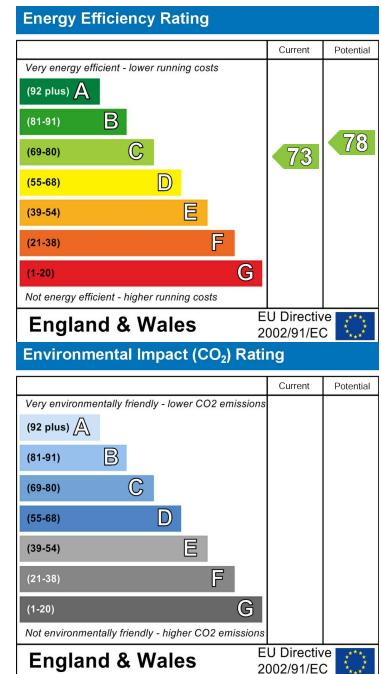
Floor Plan



Area Map



Energy Efficiency Graph



Viewing

Please contact our Southend-on-Sea Office on 01702 811211 if you wish to arrange a viewing appointment for this property or require further information.

These particulars, whilst believed to be accurate are set out as a general outline only for guidance and do not constitute any part of an offer or contract. Intending purchasers should not rely on them as statements of representation of fact, but must satisfy themselves by inspection or otherwise as to their accuracy. No person in this firm's employment has the authority to make or give any representation or warranty in respect of the property.

204 Woodgrange Drive, Southend-on-Sea, Essex, SS1 2SJ

Office: 01702 811211 info@bearestateagents.co.uk <https://www.bearestateagents.co.uk>